

*Class of 2022
Congratulations!*

GRADUATION INFORMATION

**WE WILL NOW GO OVER ALL
YOU NEED TO KNOW TO HAVE
A HAPPY AND SUCCESSFUL
GRADUATION!**

**MOST OF THIS INFORMATION
HAS BEEN ON THE SCHOOL
WEBSITE FOR MANY MONTHS.**

NAME PRONUNCIATION

- If you are concerned about the pronunciation of your name see Mr. Hollowell or Mr. Soto, set up in the foyer or email them:
- Last names A - M: hollowellblake@lisd.net
- Last Names N – Z: solol@lisd.net

GRADUATION TICKETS

Every guest that attends graduation will need a ticket if they are 3 or over. ALL SENIORS PARTICIPATING SHOULD HAVE THEIR TICKETS BY NOW. The other tickets are ready to be distributed to other requests.

EXTRA TICKETS

**IF YOU REQUESTED EXTRA
TICKETS ON THE LINK, Mr.
Baker will notify you today
for pick up Thursday or
Friday in the office.**

Check For Your Row # and Color

Each Graduating Senior will be assigned a row number and color. You will need to remember your row number and color. Find the list of graduates and their assigned color and row numbers on the school web site, Posted by Door #4, and also emailed to all graduates and parents.

Try on gowns TODAY to make sure they fit and lightly iron gown with a sheet between to remove wrinkles! Do NOT iron directly on gown or it will burn. MAKE SURE IT IS THE CORRECT JOSTENS MAROON GOWN. OTHERS BEFORE 2021 OR OTHER COMPANIES WILL NOT BE ALLOWED. WE MUST MATCH.

Ladies: Dresses/skirts/rompers in any color shorter than gown with lower neck as not to show, black or nude dress sandals or shoes, no casual sandals or boots. Black pants are okay. Sundresses or rompers are okay.

Gentlemen: White collared shirt, standard black solid neck tie, black slacks, black shoes.

Both: No flip flops, athletic shoes, or jeans.

Follow Dress Code! Do not bring anything that will cause you to not receive your diploma this day.

WHAT TO WEAR!



HONOR CORDS/STOLES

- LISD APPROVES Honor Cords/Stoles/Medals based on service to school and community so many students work very hard to earn the honor decorations they wear on graduation. They are aware of other decorations that you may purchase or want to wear for photos but if not school honor approved, they will NOT be allowed at Graduation.
- Faculty will check for flowers around neck, large stoles of multiple colors, and any other non approved item.
- FACULTY will check for dress code, honor cords/stoles, and make sure no decorations are on your caps/mortar boards.
- NO GUM WILL BE ALLOWED IN, SO PLEASE THROW AWAY BEFORE GETTING THERE.

PLACEMENT OF CAP

PLACEMENT OF MORTAR BOARD (CAP):

- Caps should be flat on top of head, not tilted back. The front goes pointed down over the forehead. Faculty will make sure all is correct, so bring some pins if needed to hold into place
- Tassel needs to be on the Right
- NO DECORATIONS ALLOWED ON CAP

GRADUATION INFO

**GRADUATION IS
MONDAY, MAY 30 AT 10AM AT
THE UNT COLISEUM!**

Address:

**601 North Texas Blvd, Denton, TX
76201**

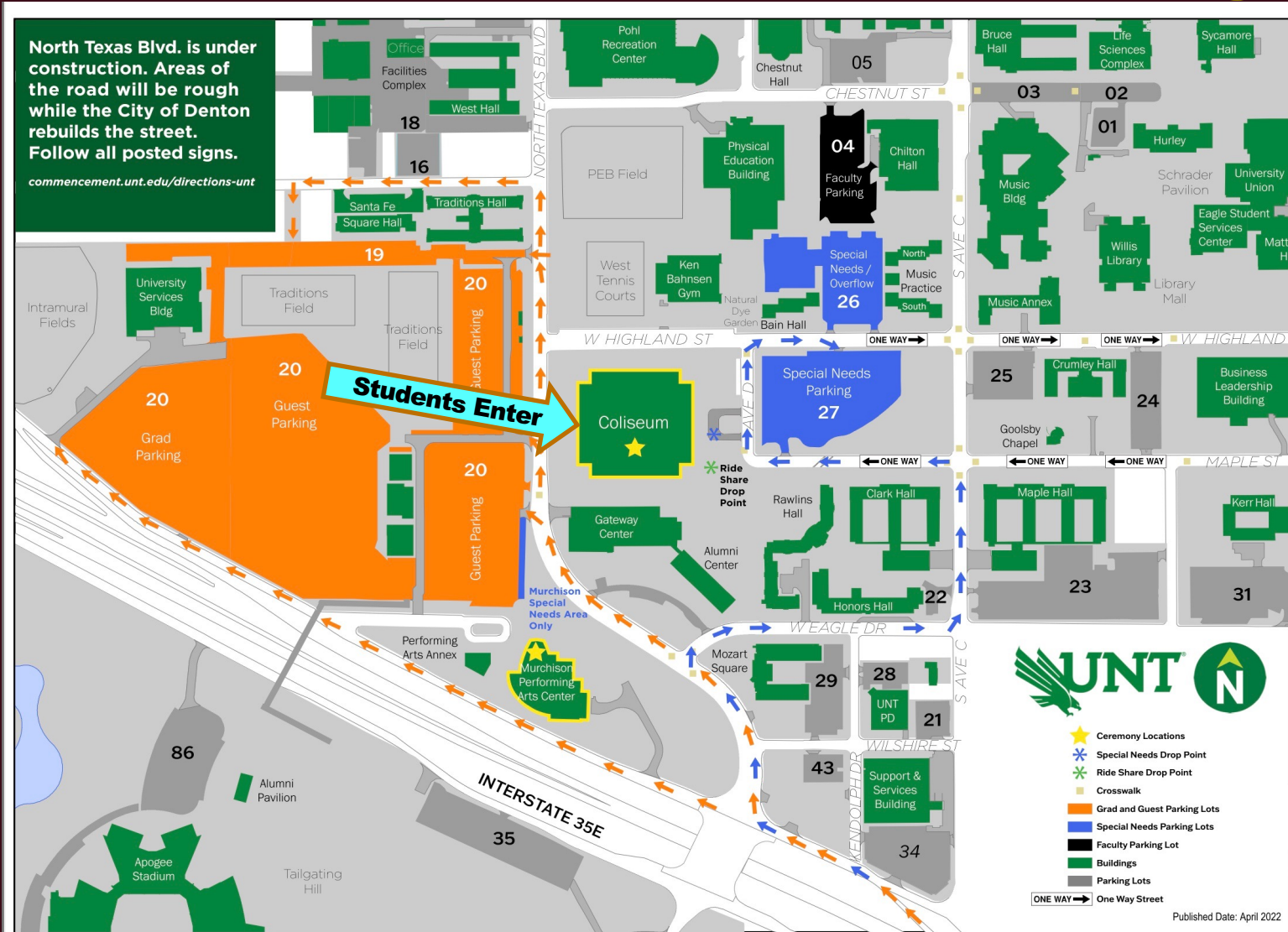
**Doors A, B, D, and G open at
9:00am for guests.**

Leave early enough to arrive at UNT between 9:00 – 9:30pm. You must not be later than 9:40am checking in! Late arrivals will sit in the stands. Allow extra time for heavy traffic on I35!!!

Directions

Go North on I-35 E to Denton.
Exit North Texas Boulevard and
turn right and park across the
street from the coliseum. See
Map on next page.

UNT MAP with Parking



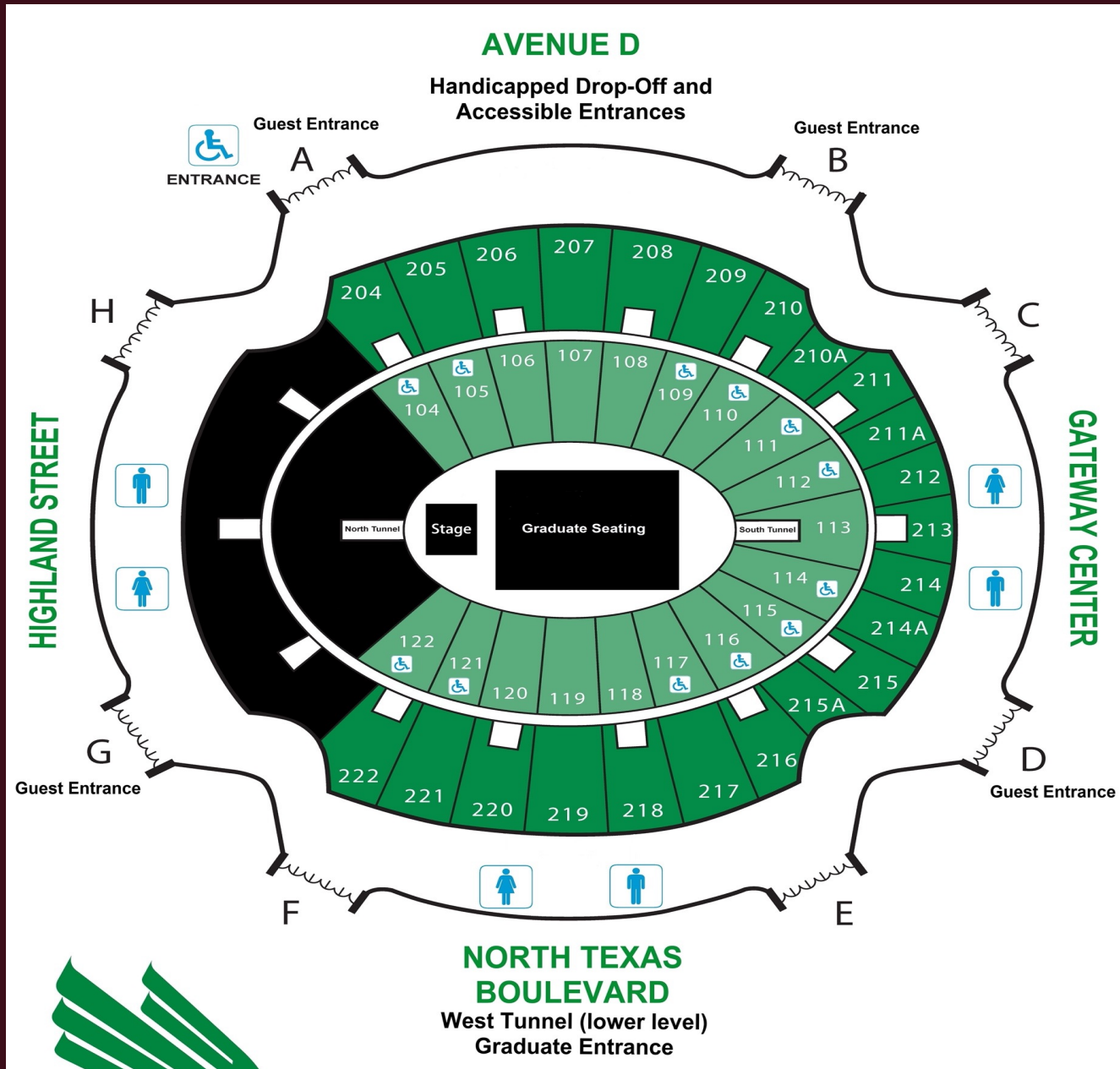
Graduates should park in the west side of Lot 20 to allow family and guests to park on the north and east sides of the lot. Graduates can easily access the west side of Lot 20 by entering the lot from the service road.

TRAVEL AND PARKING TIPS

- **Expect delays:** Plan ahead and allow yourself ample time to get to your destination and walk from your vehicle to your ceremony.
- **Carpool as much as possible**
- **Don't rely on GPS:** Exit North Texas Boulevard to access campus and follow the signs and officers' directions.
- **Street closures:** North Texas Boulevard between Highland Street and the Gateway Center will be under construction and may be intermittently closed to vehicles during commencement events for pedestrians' safety. Maple Street can be used to access special needs parking and is a special-needs drop off area. Additional roads may be closed intermittently to alleviate heavy traffic flow around the Coliseum.

Guests who do not need special needs drop off/parking should not use Maple Street for access to the Coliseum. Please consider alternate routes to access the parking areas designated on the commencement map (SEE MAP).

WHERE TO ENTER & SIT



Instructions for Graduate Parking

- Graduates may park in Lot 20 for Commencement ceremonies, but space is limited and the surrounding streets will be congested with event traffic. Expect delays.

Handicapped and Special Needs Parking

- Special needs and handicapped parking will be in lots 26 and 27 as shown

Graduates At the Coliseum...

- After Parking in Lot 20 head to the West Tunnel of the Coliseum.
- Carry your hat and tassel in one hand, and your gown in the other hand. Your tassel will fall of the hat if you do not hold it.
- Leave your purse, cell phone, and keys with your parent or lock in trunk. *You are only allowed to bring one key with you into the coliseum. NO CELL PHONES ALLOWED!*
- If it rains, cover your gown with plastic.

Cross the street and go to the West Tunnel, which has a plastic cover entrance marked by the scrolling marquee sign.



At the Coliseum...

- **Security and Administrators will meet you at the West tunnel entrance. You will walk through a metal detector or wand.**
- **Do not bring anything with you except one key.**
- **They will direct you to the gymnastics room where you can easily find your name and color code and row number.**
- **MAKE SURE YOU ARE IN YOUR ROW AND STAY PUT BY 9:40AM.**

At the Coliseum...

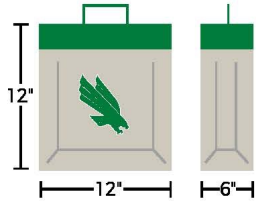
- Your faculty leader will line you up in row order. A teacher will be assigned to work with each row and will lead you in.
- Each teacher will check the caps and gowns, plus dress code when you line up.
- Make sure not to have gum
- **ONLY SCHOOL APPROVED HONOR STOLES OR SASHES WILL BE ALLOWED.** Make sure not to have on any stoles or decoration on your gown for the exception of school approved honor cords or stoles or medals. The students that earned the honor regalia worked many hours.
- **DO NOT PUT ANYTHING ON TOP OF GRADUATION HAT. THIS WILL BE CHECKED.**



CLEAR BAG POLICY

FOR THE UNT COLISEUM

APPROVED FOR ENTRY



CLEAR TOTE

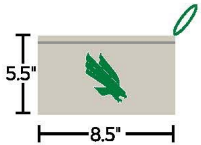
Plastic, vinyl, or PVC bag no larger than 12" x 6" x 12"



LOGO SIZE: cannot exceed 4.5" tall x 3.4" wide


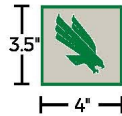
PLASTIC STORAGE BAG

One gallon, resealable, clear. One bag per person



SMALL CLUTCH PURSE

Approximately the size of a hand with or without a handle or strap. No larger than 5.5" x 8.5" with or without a handle or strap. Can be carried separately or within an approved plastic bag.



Diaper bags may also be taken into the venue with the accompanying child/infant. An exception will be made for medically necessary items after proper inspection.

NOT APPROVED FOR ENTRY

- ALL PURSES, BAGS, CONTAINERS LARGER THAN A SMALL CLUTCH BAG
- BACKPACKS, CINCH BAGS, FANNY PACKS, LUGGAGE OF ANY KIND
- CAMERA BAGS, BINOCULAR CASES, COOLERS
- BALLOONS, BEACH BALLS, BUBBLES, FRISBEES, GLITTER, SILLY STRING
- CONFETTI/CONFETTI CANNONS
- LASER POINTERS
- SIGNS/BANNERS
- TRIPODS, MONOPODS, SELFIE STICKS
- ARTIFICIAL NOISEMAKERS (AIR HORNS, BULLHORNS, WHISTLES, ETC.)
- NON-SERVICE ANIMALS
- WEAPONS OF ANY KIND
- STROLLERS ARE PERMITTED FOR YOUNGER CHILDREN. STROLLERS WILL NOT BE PERMITTED IN THE SEATING AREA.

Graduates will only be allowed a key inside.

Guests: Bags will be checked upon entering the coliseum. You are only allowed the clear bags. UNT has hired security to monitor doors and bags.

Programs, Flowers, Concessions, and Panoramic Pictures

- Each entrance will have graduation programs.
- Flowers will be available for purchase.
- No outside food or drink allowed.
- Concessions will be available.
- Flash Photography will take two pictures and will send the proofs to your home. Submit info to <https://bit.ly/GRADPHOTO22>
- Graduation video may be live streamed at the link:

<https://bit.ly/LHSGRADLIVE22>

Entering the Coliseum

Gates will open 1 hour prior to the ceremony start time. Guests will enter Gates A, D or G. Graduates will enter the West Tunnel on the lower level, off of North Texas Boulevard.

Prohibited Items

The following items will not be allowed in the Coliseum:

- Balloons, beach balls, silly string, bubbles, glitter, frisbees
- Confetti/confetti cannons
- Laser pointers
- Weapons of any kind
- Signs/banners
- Tripods/monopods/selfie sticks
- Artificial noise makers (air horns, bullhorns, whistles, etc.)
- Non-service animals
- Strollers are permitted for younger children. As a safety measure, these are not allowed in the seating area.
- Smoking and the use of chewing tobacco inside or outside the UNT Coliseum. The University of North Texas is a tobacco-free campus.
- All purses, bags, containers larger than a small clutch bag
- Backpacks, cinch bags, fanny packs, luggage of any kind
- Camera bags, binocular cases, coolers

Seating

The Coliseum does not allow seat saving. Commencement seating for friends and families is on a first-come, first-served basis.

Accessible seating is available along the top rows of the lower seating area. These areas are designated as such. Please speak to an usher if you need assistance.

THINGS TO REMEMBER: NO GUM!

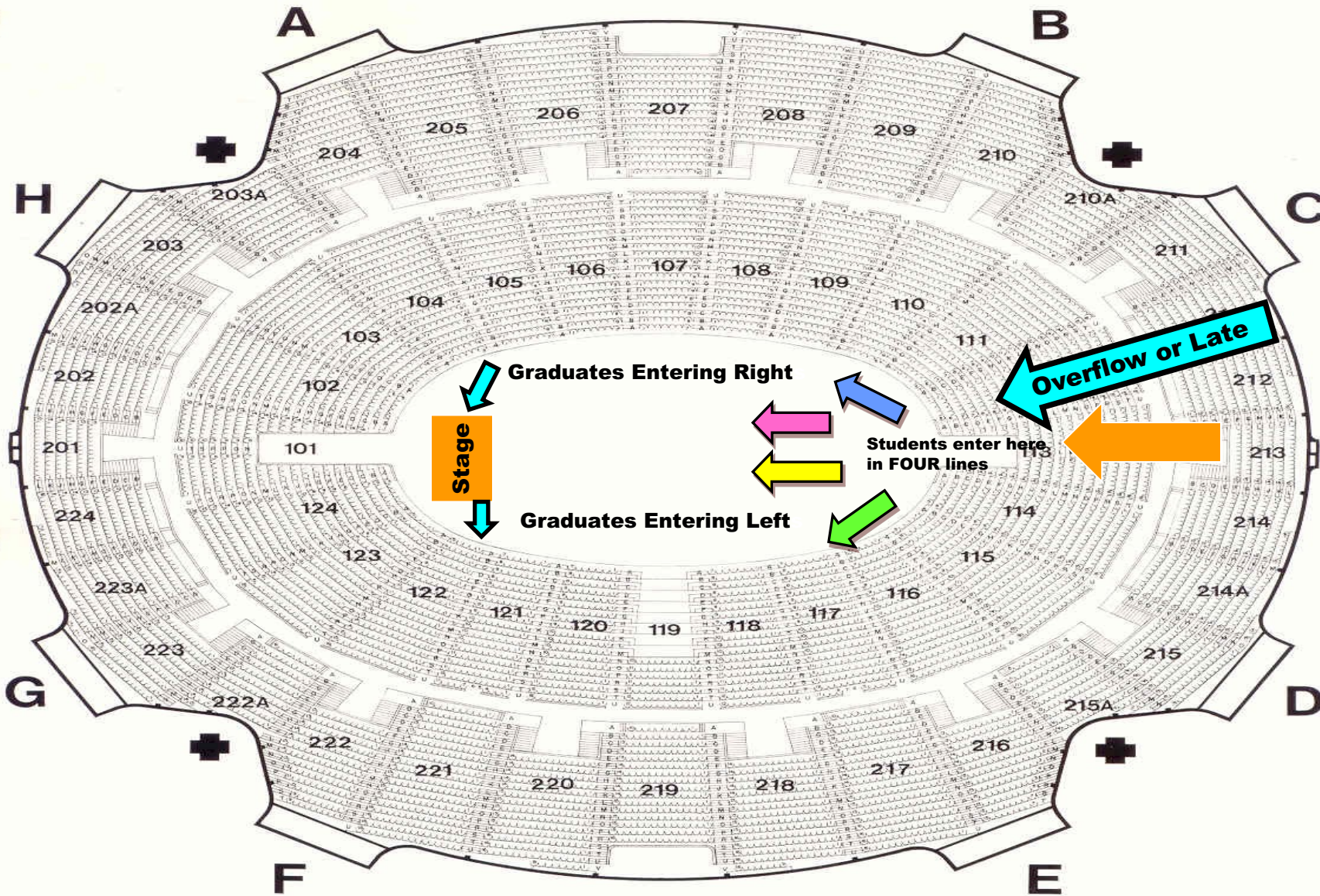
***** JOSTENS WILL BE THERE WITH A TABLE OUTSIDE OF OUR LINE UP AREA SELLING TASSELS FOR \$10 AND CAPS FOR \$15 and they will have a few caps/gowns for \$55 if needed.**

If you come without your full regalia in the correct color, or dress shoes, ties, etc., you will not be allowed to walk in graduation. Make sure to read all required information so we can all make this one of your best days! NO JEANS AND BOYS MUST WEAR A TIE.

GRADUATION LASTS ABOUT 2.5 HOURS IT WILL TAKE UP TO AN HOUR TO GET HOME.

The Processional...

- Once your faculty leader and administrator have approved your dress and you are lined up, your faculty leader will lead you into the hallway.
- We will enter in four lines by color code, which will match the room you lined up in. (shown on next slide)
- You will follow your faculty row leader into graduation. FOLLOW THE PERSON IN FRONT OF YOU!
- **Remain standing until all graduates have entered and sit after the *National Anthem* ends.**
- You will be seated and when time to get your diploma, you will walk out the right side of the rows and cross the stage going left.



Graduate Overflow in Section 112

The Ceremony...

- Remember this is a formal ceremony and we must remain respectful.
- Gentlemen - remove hats for prayer/*Anthem*.
- Listen to the speakers and the choir. Applaud them.
- Advise your parents and guests concerning audience etiquette. They should not call out to you during the speeches or musical numbers. Anything that would cause a distraction is inappropriate. You will need to remind your guests. No whistling or fog horns will be permitted as to not hear the next graduate's name. Security will remove anyone with unruly behavior.

Presentation of Diplomas...

- Mrs. Stamey will direct you to the stage, one row at a time. Bring your name card with you, and present the card to announcer. (they will be here today in the foyer about pronouncing your name.)
- After your name is announced, walk directly across the stage to Mr. Baker. You may smile at the audience, but do not wave, gesture, bow, etc. Simply, shake hands with your right hand, and accept the diploma cover with your left hand above the hand shake. (show example) Continue to shake hands with VIPS as you head off the stage.
- Flash Photography will take two pictures of you and the cameras will have you on the big screen so be on your best behavior. Be proud and dignified.
- Return to your seat and remain standing until your entire row has returned. Sit quietly during the presentation of diplomas.

SCHOOL SONG/ALMA MATER

Far down in a town so noble

Challenging the eye,

Stands the school above all others

Stands our Lewisville High.

Lewisville High to thee we shall be

Ever loyal and true;

Fighting always to do service

For maroon and white!



The Recessional

- Mr. Baker will head off the stage and students will follow. Then every row will exit the opposite way they went in with the row leader heading out of the middle or sides.
- It is imperative to follow your faculty row leader.
- Everyone will exit through the South tunnel.
You will receive your diploma from your faculty leader, so follow them until they stop and get your diploma. Decide on a pre-arranged place to meet your guests, and inform them of this place prior to graduation. (Any disruption of the ceremony will be removal from the coliseum without diploma given.)

The Recessional

- Graduates will exit the South Tunnel
- Family and friends will NOT be allowed on the arena floor or in the South Tunnel
- Graduates can meet their family and friends outside the Coliseum. All guests will be asked to exit the building at the conclusion of the ceremony.

SENIOR SHIRTS \$5

**SENIOR SHIRTS ARE NOW \$5
IN THE FOYER TODAY!**

**ALL SENIOR NAMES ARE ON
BACK!**

FEES AND FINES

**IF YOU OWE FEES AND
FINES AND DON'T PAY
THEM BY TODAY
WEDNESDAY, MAY 25, YOU
WILL NOT BE ALLOWED TO
WALK GRADUATION.**

DON'T FORGET TO REQUEST FINAL TRANSCRIPTS!

- TO REQUEST TRANSCRIPTS,
please utilize the link

<https://lewisvilletx.scriborder.com/>

ANY QUESTIONS?

YOU MAY ALSO EMAIL

STAMEYA@LISD.NET


WITH QUESTIONS.

**GO HERE - GRADUATION
PROOFS EMAILED TO YOU!**



**SCAN THE QR CODE FOR
ATTENDANCE!**





ALUMNI
LEWISVILLE ISD

**SIGN UP
TODAY!**

